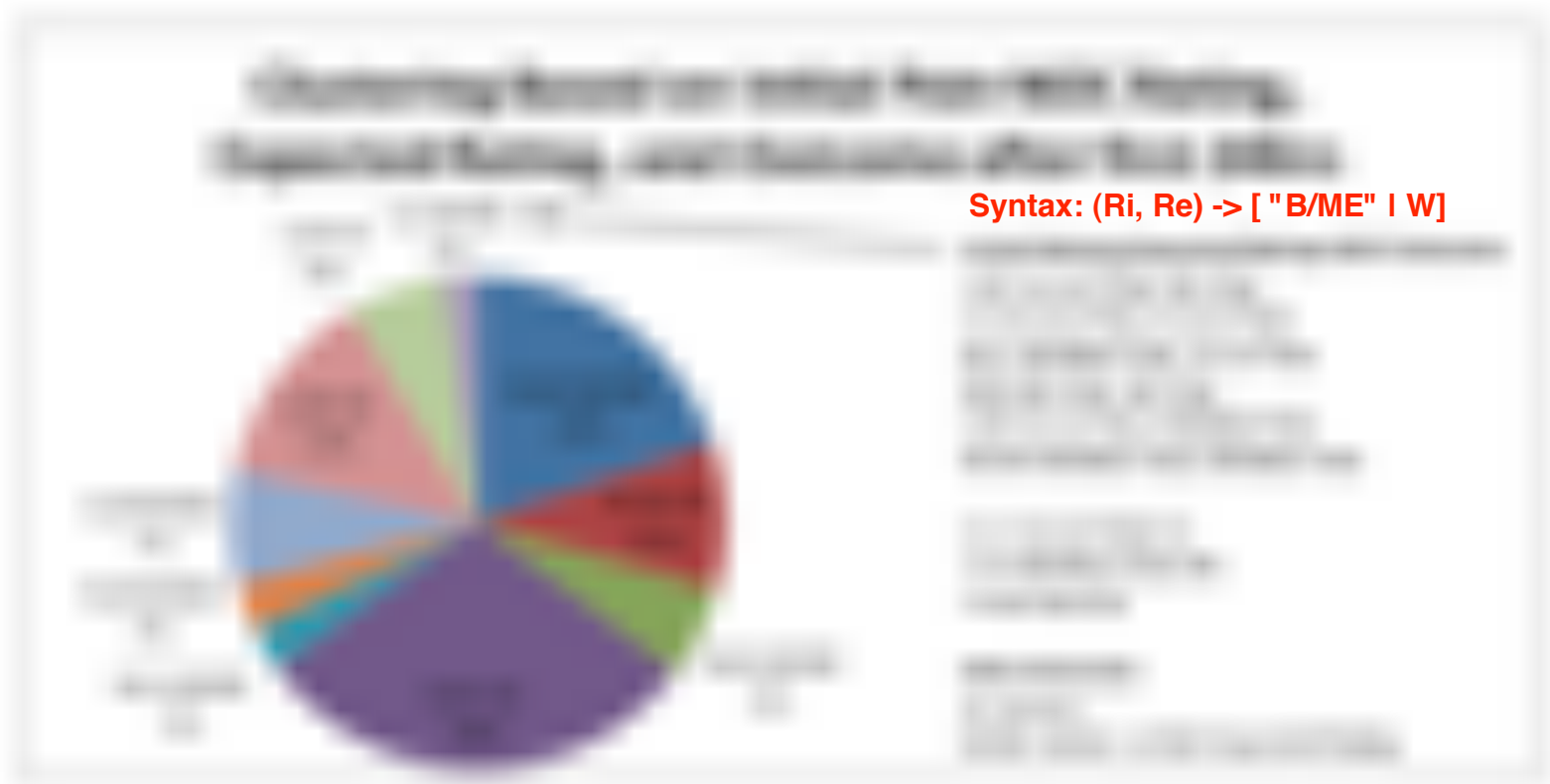


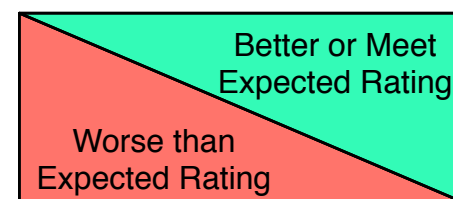
The first value provided indicates a relative level of risk relative to the nearby low level, including both low risk and important low risk as well. The risk and important low risk level are also indicated by a color scale (green, yellow, orange, red, and black). The higher the risk level, the more likely it is that the risk is important. The higher the risk level, the more likely it is that the risk is important. The higher the risk level, the more likely it is that the risk is important.



Initial Pain Rating Expected Pain Rating	Sever pain (1 - 2)	Medium pain (3 - 4)	No pain (5)
Sever pain (1 - 2)	2%↑	3%↑	
Medium pain (3 - 4)	13%↓ 7%↑	10%↓ 20%↑	
No pain (5)	6%↓ 0%↑	30%↓ 6%↑	0%↓ 3%↑

(All percentage numbers add up to 100%)

Percentage is over
total number of 1452 (?)
EOL episodes,
24 hours after admission.



Initial Pain Rating Expected Pain Rating	Severe pain (1 - 2)	Medium pain (3 - 4)	No pain (5)
Severe pain (1 - 2)	2%↑	3%↑	
Medium pain (3 - 4)	7%↑	20%↑	
	13%↓	10%↓	
No pain (5)	0%↑	6%↑	3%↑
	6%↓	30%↓	0%↓

Percentage is over
total number of 524
EOL episodes,
24 hours after admission.

Met or Exceeded
Expectations

Worse than
Expected












Initial Pain Rating Expected Pain Rating	Sever pain (1 - 2)	Medium pain (3 - 4)	No pain (5)
Sever pain (1 - 2)	2 1 2 3 ↑	3 5 7 7 ↑	
Medium pain (3 - 4)	7 8 9 6 ↑ 13 10 7 9 ↓	20 17 22 19 ↑ 10 7 9 10 ↓	
No pain (5)	0 0 0 0 ↑ 6 3 8 10 ↓	6 7 9 10 ↑ 30 27 29 22 ↓	3 4 5 2 ↑ 0 0 0 0 ↓

Percentage is over
total number of 1452 (?)
EOL episodes,
24 hours after admission.

Better or Meet
Expected Rating

Worse than
Expected Rating

All numbers are (mockup) percentage.

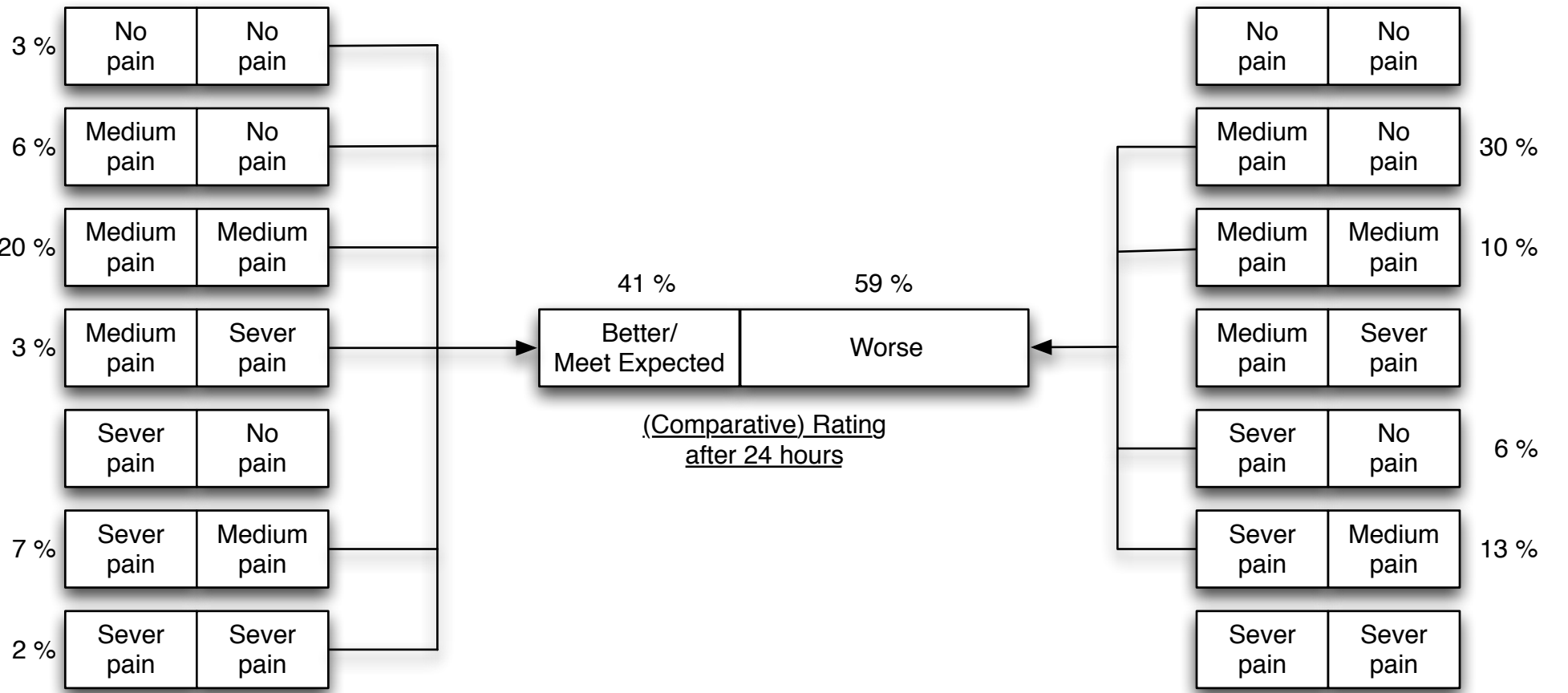
Initial Pain Rating Expected Pain Rating	Sever pain (1 - 2)	Medium pain (3 - 4)	No pain (5)
Sever pain (1 - 2)	 ↑	 ↑	
Medium pain (3 - 4)	 ↑	 ↑	
	 ↓	 ↓	
No pain (5)	 ↑	 ↑	 ↑
	 ↓	 ↓	

Percentage is over
total number of 1452 (?)
EOL episodes,
24 hours after admission.

Better or Meet
Expected Rating

Worse than
Expected Rating





<u>Overall Percentage</u>		
	Initial Rating	Expected Rating

* Case not listed means 0 %